

Features

- Radial leaded devices
- Very high voltage surge capabilities
- Available in lead-free version
- Agency Recognition: UL、CSA、TUV

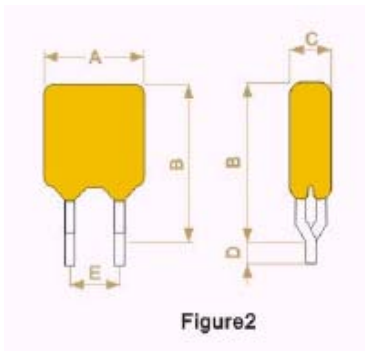
SEL-USE



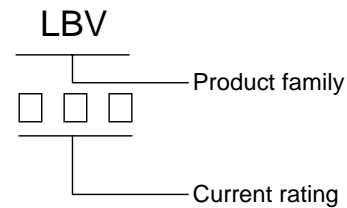
LBV series R-line devices

Product Dimensions

Part number	A	B	C	D	E	Lead
	Max	Max	Max	Min	Typ	Size()
LBV150	13.5	12.6	6.5	4.7	5.1	0.6
LBV160	13.5	12.6	6.5	4.7	5.1	0.6



Marking system



- * Lead materials: Tin-plate metal wire.
- * Lead-free devices are available, the right logo is lead-free mark of wayon



Electrical Characteristics

Part number	I_H	I_T	T_{trip}		$V_{max\ interrupt}$	I_{max}	Pd_{typ}	R_{min}	R_{max}
	(A)	(A)	Current(A)	Time(S)	(V)	(A)	(w)	()	()
LBV150	0.150	0.300	1.00	5.00	600	3.0	1.0	6.00	12.00
LBV160	0.160	0.320	1.00	7.00	600	3.0	1.0	4.00	10.00

I_H =Hold current: maximum current at which the device will not trip at 25 still air.

I_T =Trip current: minimum current at which the device will always trip at 25 still air.

$V_{max\ interrupt}$ =Maximum interrupt voltage device can withstand without damage at rated current.

I_{max} =Maximum fault current device can withstand without damage at rated voltage.

T_{trip} =Maximum time to trip(s) at assigned current.

Pd_{typ} =Typical power dissipation: typical amount of power dissipated by the device when in state air environment.

R_{min} =Minimum device resistance at 25 prior to tripping.

R_{max} =Maximum device resistance at 25 prior to tripping.

Thermal Derating Chart-I_H(A)

Part number	Maximum ambient operating temperatures()								
	-40	-20	0	25	40	50	60	70	85
LBV150	0.238	0.211	0.183	0.150	0.128	0.115	0.101	0.088	0.067
LBV160	0.250	0.220	0.195	0.160	0.137	0.123	0.110	0.095	0.074

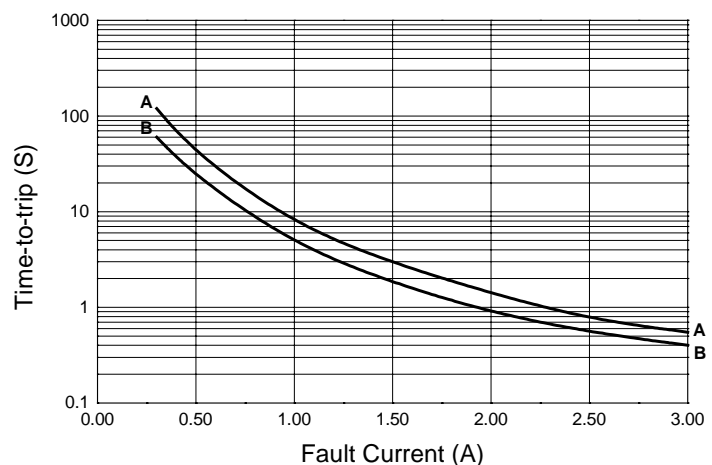
Test Procedures And Requirements

Test	Test Conditions	Accept/Reject Criteria
Resistance	In still air @ 25	R _{min} R R _{max}
Time to Trip	Specified current, V _{max} , 25	T maximum Time to Trip
Hold Current	30min, at I _H	No trip
Trip Cycle Life	V _{max} , I _{max} , 100cycles	No arcing or burning
Trip Endurance	V _{max} , 24hours	No arcing or burning

Typical Time-to-Trip Charts at 25

A=LBV160

B=LBV150



Package Information

Bulk:

LBV150~LBV160.....500pcs per bag

Tape & Reel:

LBV150~LBV160.....600pcs per reel